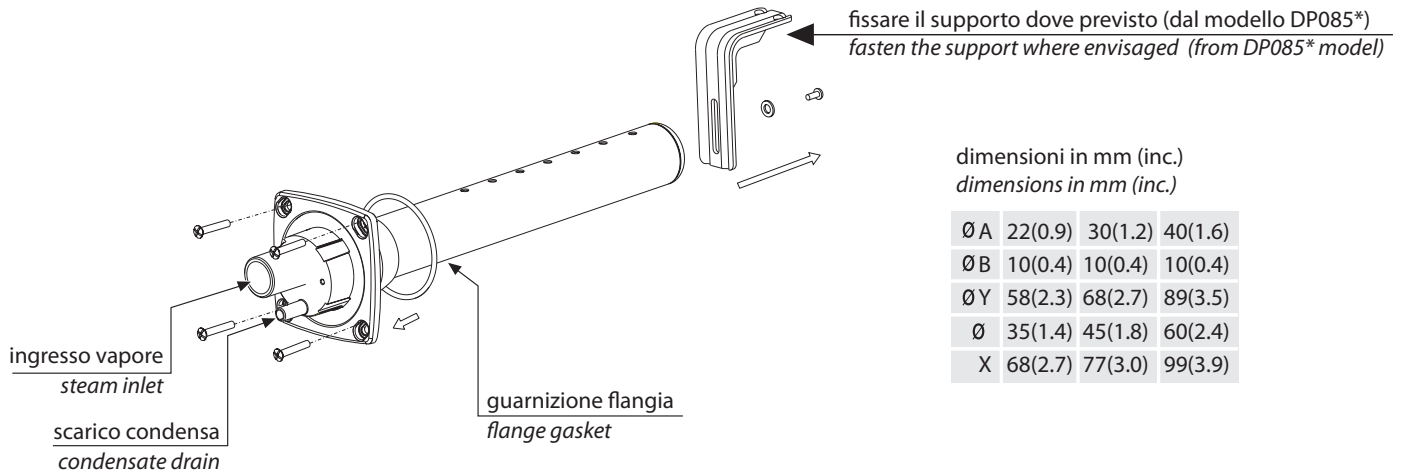
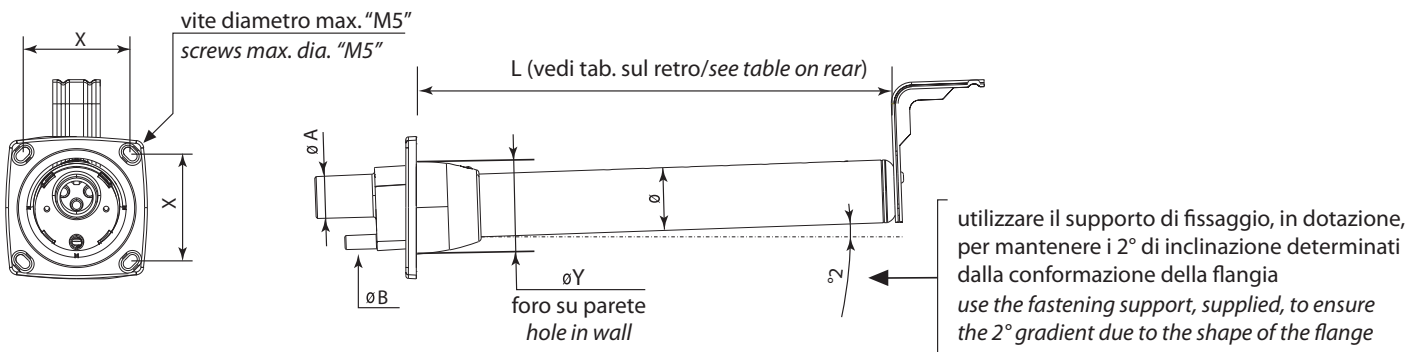


DP***D**R0/RU- Distributori lineari di vapore / Linear steam distributors

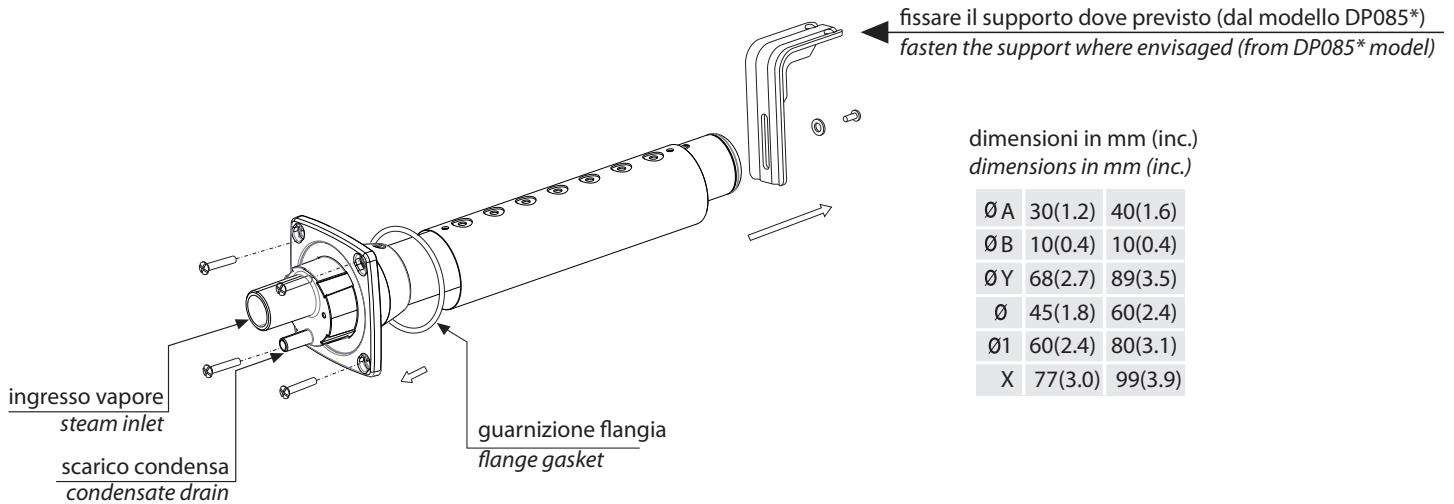


dimensioni in mm (inc.)
dimensions in mm (inc.)

Ø A	22(0.9)	30(1.2)	40(1.6)
Ø B	10(0.4)	10(0.4)	10(0.4)
Ø Y	58(2.3)	68(2.7)	89(3.5)
Ø	35(1.4)	45(1.8)	60(2.4)
X	68(2.7)	77(3.0)	99(3.9)

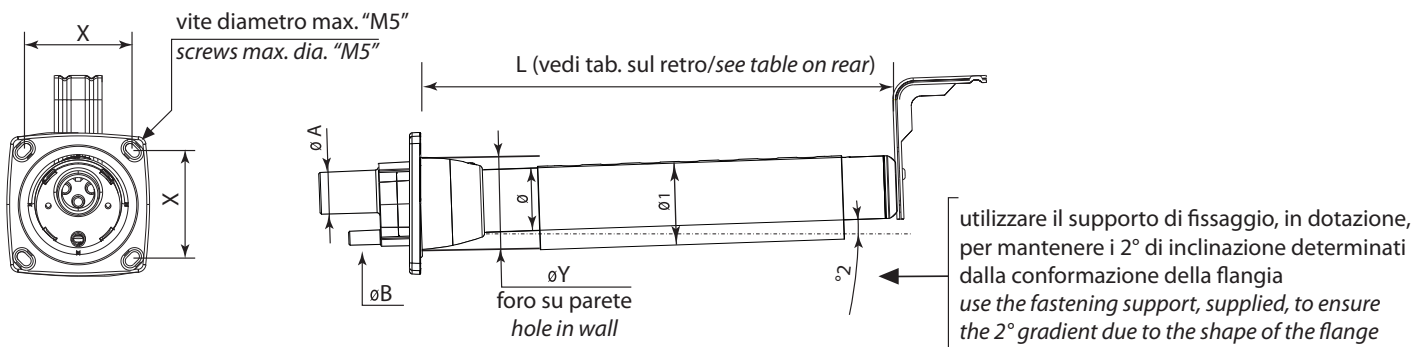


DP***D**RH - Distributori lineari di vapore ad alta efficienza / High efficiency Linear steam distributors



dimensioni in mm (inc.)
dimensions in mm (inc.)

Ø A	30(1.2)	40(1.6)
Ø B	10(0.4)	10(0.4)
Ø Y	68(2.7)	89(3.5)
Ø	45(1.8)	60(2.4)
Ø1	60(2.4)	80(3.1)
X	77(3.0)	99(3.9)

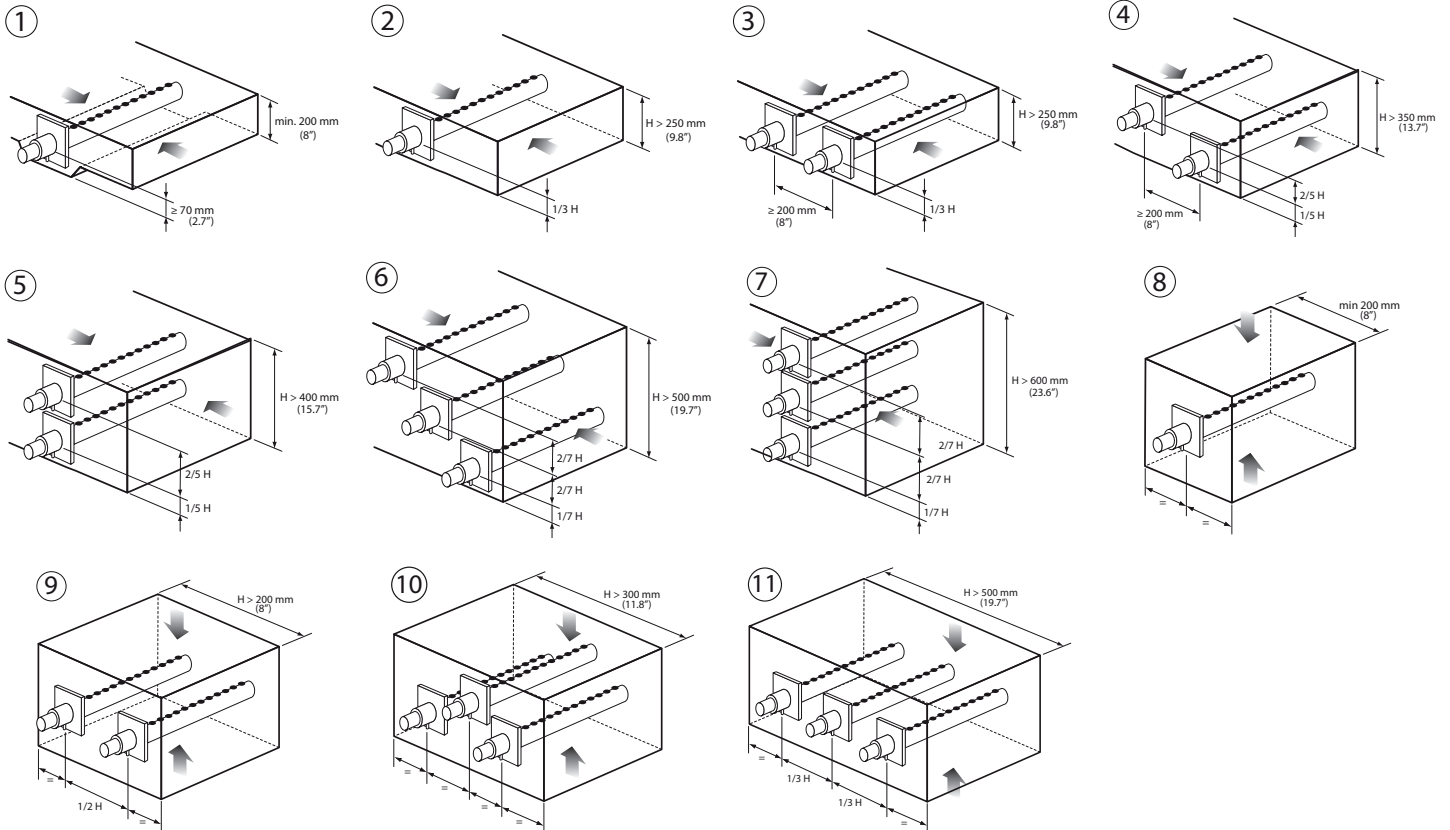


uscita umidificatore Ø mm humidifier outlet Ø mm capacità umidificatore kg/h humidifier capacity kg/h				humiSteam											heaterSteam								gaSteam								
				22 /30 (0.9"/1.2")		30 (1.2")						40 (1.6")			2x 40 (1.6")		4x 40 (4x 1.6")		30 (1.2")			40 (1.6")		2x 40 (1.6")		2x 40 (1.6")		4x 40 (4x 1.6")			
ingresso distributore (øA) mm (in) distributor inlet (øA)/mm (in)	capacità max. distributore kg/h (lbs/h) max. distributor capacity kg/h (lbs/h)	min. larghezza condotta/AHU mm (in) min. width of duct/AHU mm (in)	codice code	UE001	UE003	UE005	UE008	UE009	UE010	UE015	UE018	UE025	UE035	UE045	UE065	UE090	UE130	UR002	UR004	UR006	UR010	UR013	UR020	UR027	UR040	UR053	UR060	UR080	UG045	UG090	UG180
22 (0.9")	4 (8.8)	350 (13.7")	DP035D22R0	1	1																										
22 (0.9")	6 (13.2)	450 (17.7")	DP045D22R0	1	1																										
22 (0.9")	9 (19.8)	600 (23.6")	DP060D22R0	1	1																										
22 (0.9")	9 (19.8)	850 (33.5")	DP085D22R0	1	1																										
30 (1.2")	5 (11)	350 (13.7")	DP035D30R0			1												1	1												
30 (1.2")	8 (17.6)	450 (17.7")	DP045D30R0			1	1											1	1	1											
30 (1.2")	12 (26.4)	600 (23.6")	DP060D30R0			1	1	1	1									1	1	1	1			(2)*							
30 (1.2")	18 (39.6)	850 (33.5")	DP085D30R0			1	1	1	1	1	1	(2)*	(2)*					1	1	1	1	1	(2)*	(2)*	(2)*						
30 (1.2")	18 (39.6)	1050 (41.3")	DP105D30R0			1	1	1	1	1	1	(2)*	(2)*					1	1	1	1	1	(2)*	(2)*	(2)*						
30 (1.2")	18 (39.6)	1250 (49.2")	DP125D30R0			1	1	1	1	1	1	(2)*	(2)*					1	1	1	1	1	(2)*	(2)*	(2)*						
30 (1.2")	18 (39.6)	1650 (65")	DP165D30R0			1	1	1	1	1	1	(2)*	(2)*					1	1	1	1	1	(2)*	(2)*	(2)*						
40 (1.6")	25 (55)	850 (33.5")	DP085D40R0									1	(2)**	(2)**	(4)**	(4)**								1	1	(2)**	(4)**	(4)**	(4)**	2	(4)**
40 (1.6")	35 (77)	1050 (41.3")	DP105D40R0									1	1	(2)**	2	(4)**	4							1	1	(2)**	2	2	(4)**	2	(4)**
40 (1.6")	45 (99)	1250 (49.2")	DP125D40R0									1	1	1	2	2	4							1	1	1	2	2	2	2	4
40 (1.6")	45 (99)	1650 (65")	DP165D40R0									1	1	1	2	2	4							1	1	1	2	2	2	2	4
40 (1.6")	45 (99)	2050 (80.7")	DP205D40R0									1	1	1	2	2	4							1	1	1	2	2	2	2	4
22 (0.9")	4 (8.8)	300 (11.8")	DP030D22RU	1	1																										
30 (1.2")	10 (22)	200 (7.9")	DP020D30RU	1	1	1	1	1	1									1	1	1	1										
30 (1.2")	15 (33)	300 (11.8")	DP030D30RU			1	1	1	1	1								1	1	1	1	1									
30 (1.2")	15 (33)	450 (17.7")	DP045D30RU			1	1	1	1	1								1	1	1	1	1	(2)*	(2)*							
30 (1.2")	15 (33)	600 (23.6")	DP060D30RU			1	1	1	1	1		(2)**						1	1	1	1	1	(2)*	(2)*	(2)*						
40 (1.6")	45 (99)	600 (23.6")	DP060D40RU									1	1	1	2	2	4						1	1	1	2	2	2	2	2	4
30 (1.2")	5 (11)	350 (13.7")	DP035D30RH			1												1	1												
30 (1.2")	8 (17.6)	450 (17.7")	DP045D30RH			1	1											1	1	1											
30 (1.2")	12 (26.4)	600 (23.6")	DP060D30RH			1	1	1	1									1	1	1	1		(2)*								
30 (1.2")	18 (39.6)	850 (33.5")	DP085D30RH			1	1	1	1	1	1	(2)*	(2)*					1	1	1	1	1	(2)*	(2)*	(2)*						
30 (1.2")	18 (39.6)	1050 (41.3")	DP105D30RH			1	1	1	1	1	1	(2)*	(2)*					1	1	1	1	1	(2)*	(2)*	(2)*						
30 (1.2")	18 (39.6)	1250 (49.2")	DP125D30RH			1	1	1	1	1	1	(2)*	(2)*					1	1	1	1	1	(2)*	(2)*	(2)*						
30 (1.2")	18 (39.6)	1650 (65")	DP165D30RH			1	1	1	1	1	1	(2)*	(2)*					1	1	1	1	1	(2)*	(2)*	(2)*						
40 (1.6")	25 (55)	850 (33.5")	DP085D40RH									1	(2)**	(2)**	(4)**	(4)**								1	1	(2)**	(4)**	(4)**	(4)**	2	(4)**
40 (1.6")	35 (77)	1050 (41.3")	DP105D40RH									1	1	(2)**	2	(4)**	4							1	1	(2)**	2	2	(4)**	2	(4)**
40 (1.6")	45 (99)	1250 (49.2")	DP125D40RH									1	1	1	2	2	4							1	1	1	2	2	2	2	4
40 (1.6")	45 (99)	1650 (65")	DP165D40RH									1	1	1	2	2	4							1	1	1	2	2	2	2	4
40 (1.6")	45 (99)	2050 (80.7")	DP205D40RH									1	1	1	2	2	4							1	1	1	2	2	2	2	4

N.B.: se la condotta non ha la larghezza richiesta per il distributore si possono usare 2 distributori più corti (numeri indicati tra parentesi), provvedendo a sdoppiare il tubo vapore flessibile.
 *: utilizzare kit Carel a "Y" UEKY000000, ingresso 40 mm (1.6") e 2 uscite 30 mm (1.2")
 **: utilizzare kit Carel a "Y" UEKY40X400, ingresso 40 mm (1.6") e 2 uscite 40 mm (1.6")

N.B.: if the duct is not wide enough for the distributor, 2 shorter distributors can be used (numbers shown in brackets), splitting the steam hose into two.
 *: use CAREL "Y" kit P/N UEKY000000, 40 mm (1.6") inlet and 2 x 30 mm (1.2") outlets
 **: use CAREL "Y" kit P/N UEKY40X400, 40 mm (1.6") inlet and 2 x 40 mm (1.6") outlets

Per le installazioni tipiche dei distributori lineari vedere figure qui sotto / For typical installations of linear distributors see pictures below



CAREL si riserva la possibilità di apportare modifiche o cambiamenti ai propri prodotti senza alcun preavviso. / CAREL reserves the right to modify the features of its products without prior notice.